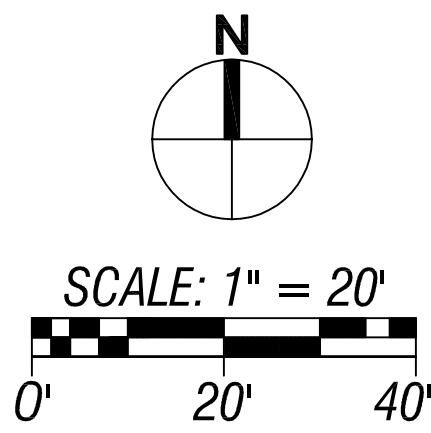
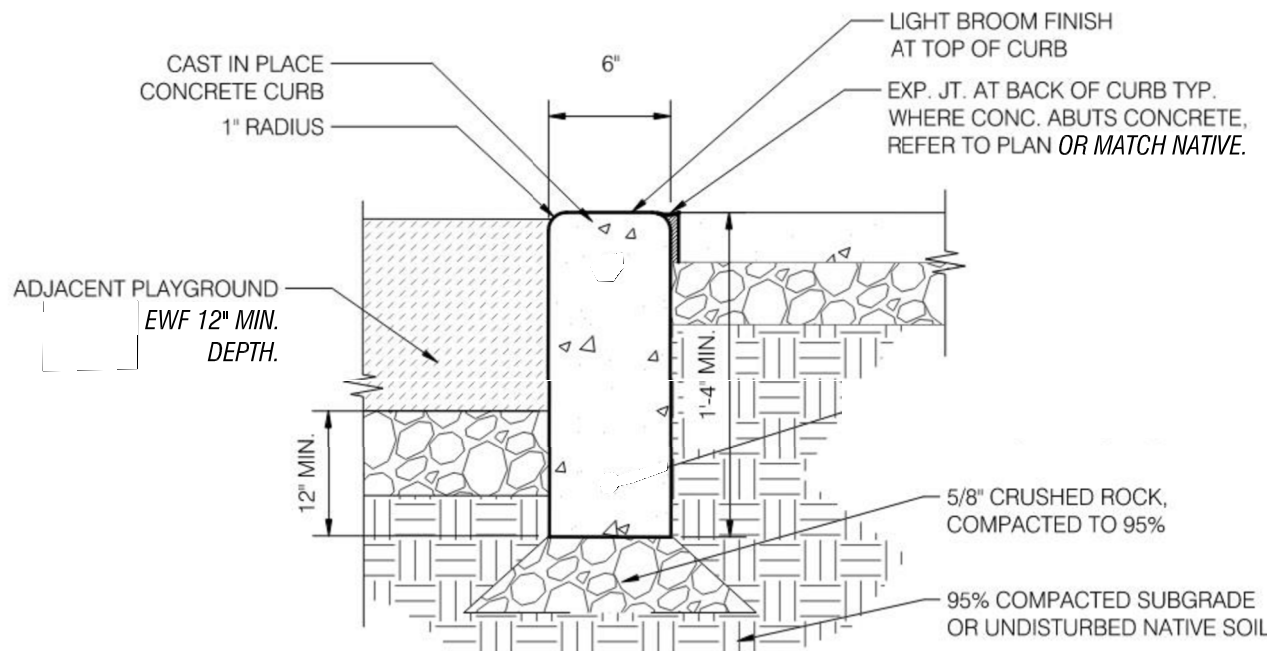


EDGEMONT PARK PLAYGROUND



- (PE) INSTALL PROVIDED PLAY EQUIPMENT AS SHOWN AND AS PER THE MANUFACTURERS INSTRUCTIONS/GUIDELINES.
- (EX) EXCAVATE EXISTING WOOD FIBER WITHIN BOUNDARY. EXISTING BOUNDARY TO REMAIN IF BID ALTERNATIVE 1 IS NOT CHOSEN BY THE CITY.
- (RE) REMOVE AND DISPOSE OF EXISTING PLAY STRUCTURES.
- (WF) PLACE ENGINEERED WOOD FIBER WITHIN BOUNDARY OF EDGING. INSIDE EXISTING EDGING IF BID ALTERNATIVE 1 NOT CHOSEN. INSIDE VERTICAL CURB IF BID ALTERNATIVE 1 IS CHOSEN.
- (VC) CONSTRUCT VERTICAL CURB IF BID ALTERNATIVE 1 IS CHOSEN.
- (RC) REMOVE AND DISPOSE OF RUBBER CURB IF BID ALTERNATIVE 1 IS CHOSEN.
- (BE) INSTALL NEW BENCH AND FOUNDATION. 3 EA
- (PW) INSTALL NEW PICNIC TABLE AND FOUNDATION. 3 EA
- (SC) IF ALTERNATIVE 1 IS CHOSEN, SAWCUT EXISTING AC TO CREATE A STRAIGHT EDGE TO POUR CURB AGAINST. THE SAWCUTTING IS INCIDENTAL TO THE CURB PLACEMENT.

NOTE:
EROSION CONTROL MEASURES WILL BE CHOSEN AT THE TIME OF CONSTRUCTION BASED ON THREAT TO SEDIMENT LADEN RUNOFF LEAVING THE SITE. STANDARD BMP'S TO BE USED PER CITY STANDARDS.




- NOTES:
1. MATCH TOP OF CURB TO HEIGHT OF ADJACENT CURBING/PAVEMENT, OR AS NOTED ON PLAN.

PLAYGROUND CONCRETE CURB

NTS
BID ALTERNATIVE #1

NOTE: CALL 1-800-424-5555 BEFORE YOU DIG.



8/26/2021

CITY OF EDGEWOOD 2224 104th AVENUE EAST EDGEWOOD, WA 98372	
PROJECT NO.	PWP 22-100
SHEET	1 OF 1