



EDGEWOOD POLICE DEPARTMENT

2024
ANNUAL REPORT



MESSAGE FROM THE CHIEF



Jason Youngman


Greetings! The end of 2024 marked my first full year serving as your Chief of the Edgewood Police Department.

I was honored to work with many amazing and talented individuals. With the great work of our fine Deputies, the city staff, and help from our citizens, we accomplished almost all of the goals I laid out for my first full year on the job.

This report will provide some insight into the department, public safety in our city, and many of the accomplishments from 2024.

I was blown away this year by the amount of support and cooperation from the citizens of Edgewood. This truly is a unique and welcoming place for a law enforcement professional to work.

I look forward to continued improvement as a department, further strengthening our relationship with the community, and striving toward a safer city.





EDGEWOOD PD STAFFING

Thirteen out of fourteen total positions staffed by the end of 2024

- 1 Chief
- 1 Patrol Sergeant
- 9 Patrol Deputies
- 1 Traffic Deputy
- 1 Investigator
- 1 vacant Deputy position
(Community Liaison Deputy)

Due to budget constraints in the city of Edgewood, the 2025 budget includes a cut of two Deputy positions.



STAFFING PER CAPITA

- Nationwide the average number of Police Officers per capita is 2.4 Officers/1,000 residents.
- Washington ranks last in the country at 1.3 Officers/1,000 residents.
- Pierce County Sheriff's Office has .6 Officers/1,000 residents.
- Edgewood PD has .9 Officers/1,000 residents.
- The city attempted to add additional Deputies to our force via a levy lid lift in November of 2024, but the measure was not passed by citizens.
- To help work toward balancing its budget, the city adopted a 2025 budget with two less deputy positions, which will bring us to .8 officers/1,000 residents.
- In order to facilitate the cuts made, we will not be filling one vacant position in 2025 and will be cutting one deputy from our patrol force.

**Other Agency's Officers per 1,000
residents for comparison**

Milton PD	1.8
Fife PD	2.9
Sumner PD	1.8
Puyallup PD	1.6
Federal Way PD	1.3
Auburn PD	1.3

Patrol Coverage

Day Shift	0600-1600
Cover Shift	1000-2000
Swing Shift	1600-0200
Graveyard Shift	2000-0600

Traffic and Investigator work a mix of
Day/Swing Shift hours.

CALLS FOR SERVICE

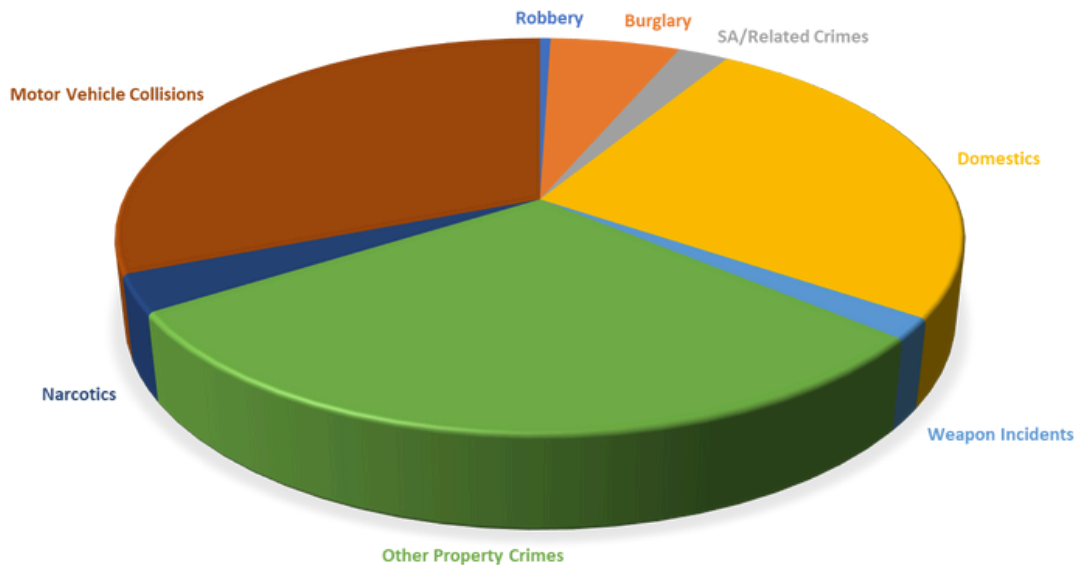
The following several graphs show Call For Service (CFS) data in the city of Edgewood for 2024, and as compared to several prior years.

Note that Call For Service data does not represent actual verified crimes. For example, in 2024 we received 4 calls for service relating to robbery, yet there were only 2 verified robberies. The CFS data is a good way to view what our deputies are being called to respond to.

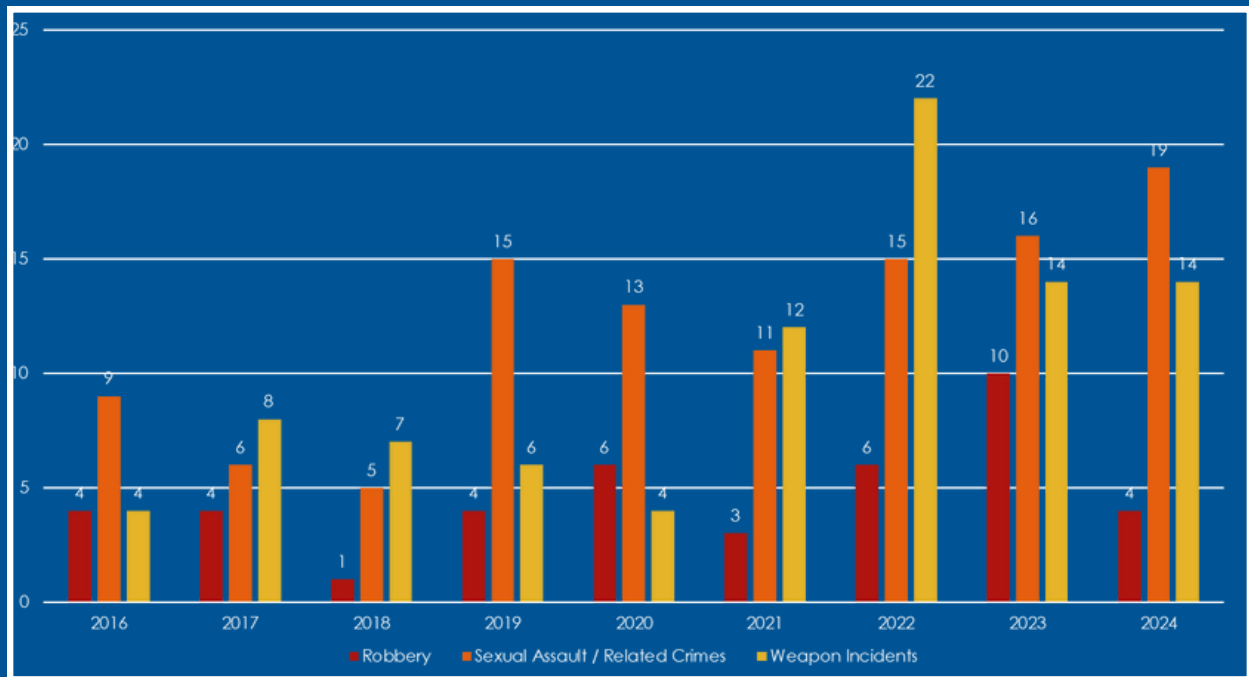
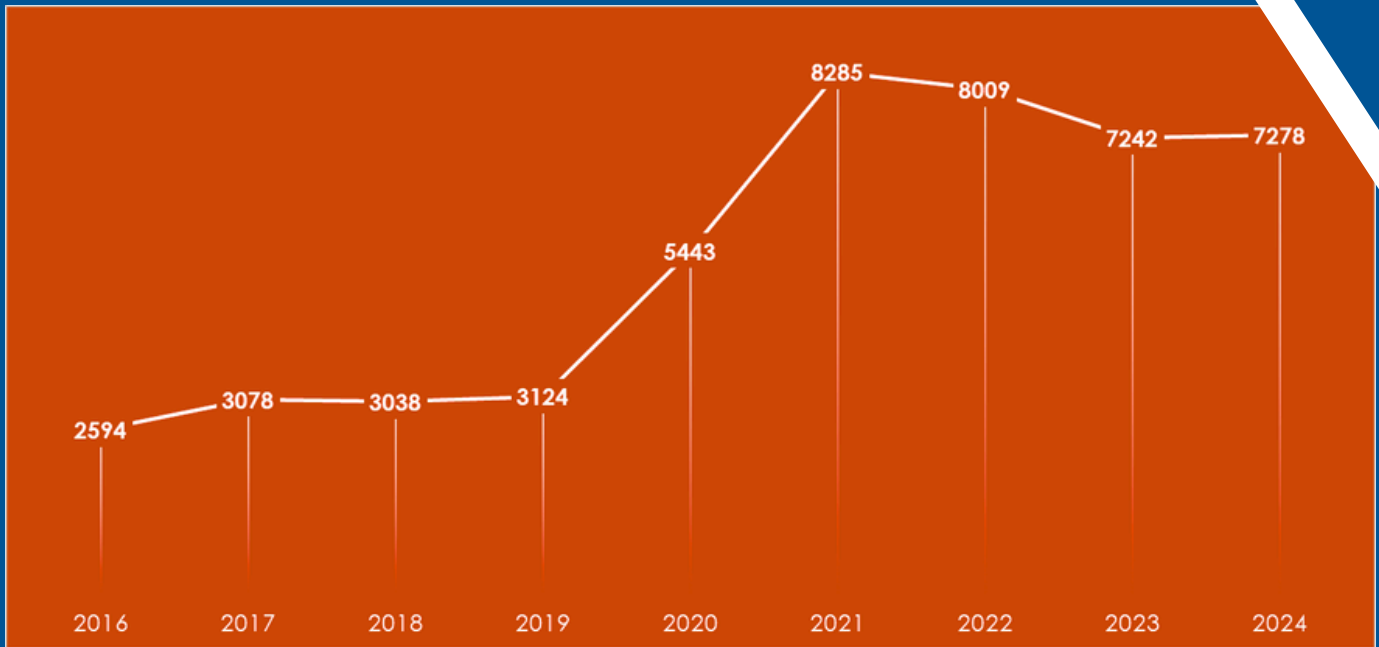
As Calls For Service turn into a verified incident, which generates a report, each call may also end up relating to multiple incident types. For example, a theft to your mailbox could also include damage to the box, i.e. vandalism.

Out of the Calls For Service in 2024 – 1727 initial incident reports were generated for actual reported crimes. This includes citizen reports generated via phone or online. Below are a few selected categories and the number of reports for each.

Homicide - 0
Robbery - 2
Rape - 2
Aggravated Assault - 18
Burglary - 40
Motor Vehicle Theft - 57
Theft (including mail) - 121



Total Calls for Service in Edgewood 2016-2024



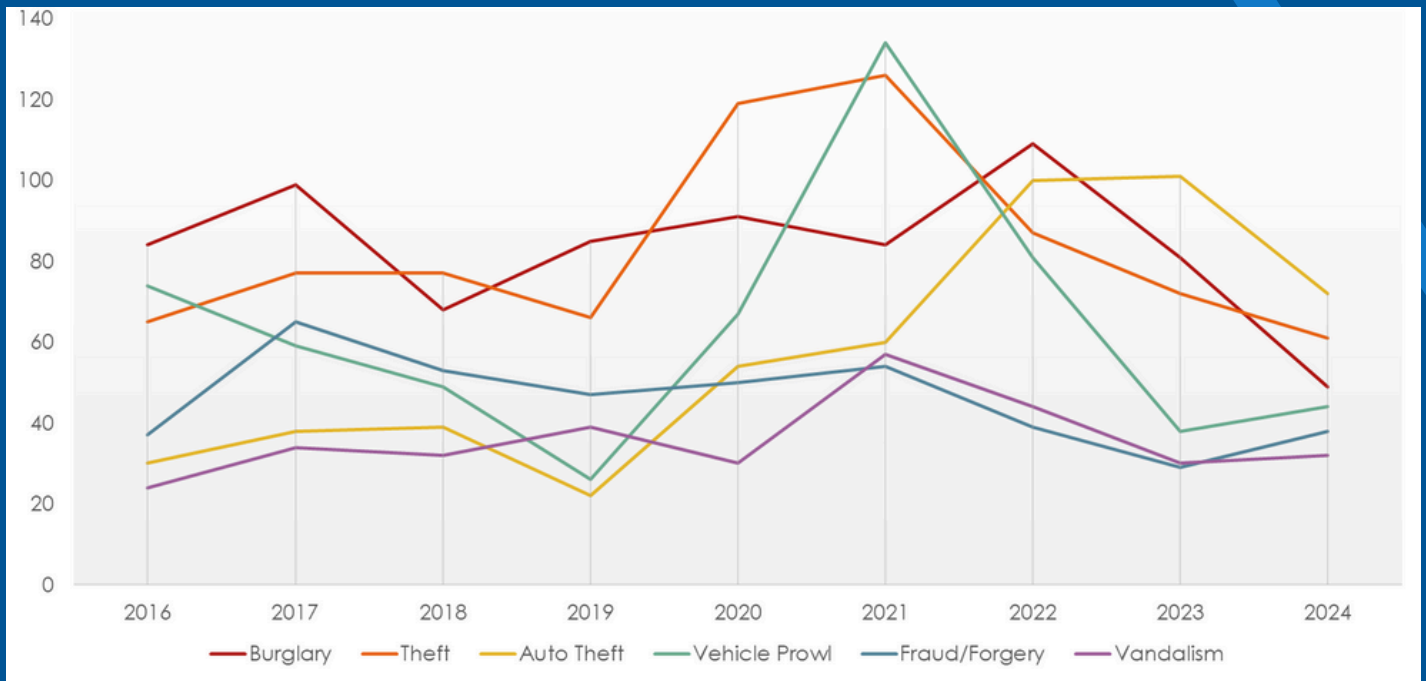
Robbery – includes both armed and strong arm robbery

Sexual Assault Related Crimes – includes sexual assault, molestation, lewd conduct, indecent exposure, and any other crimes of a sexual nature

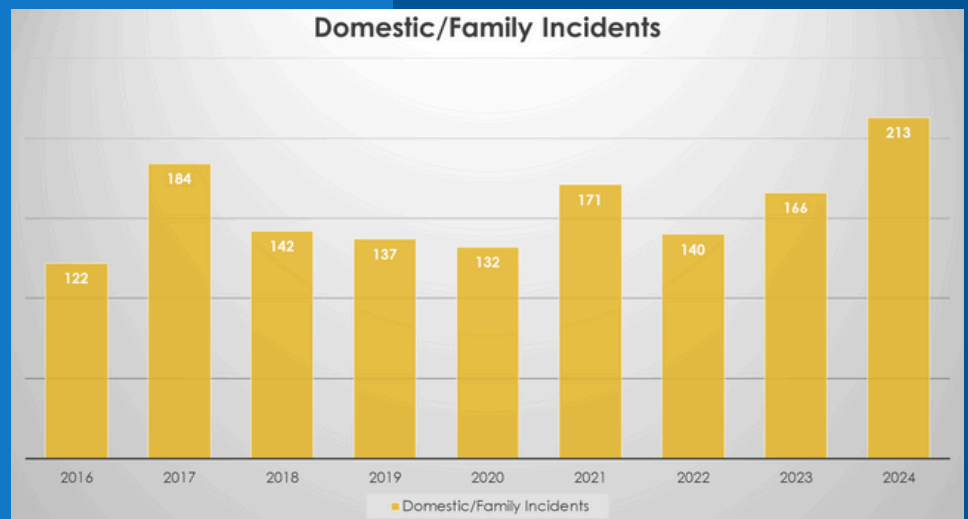
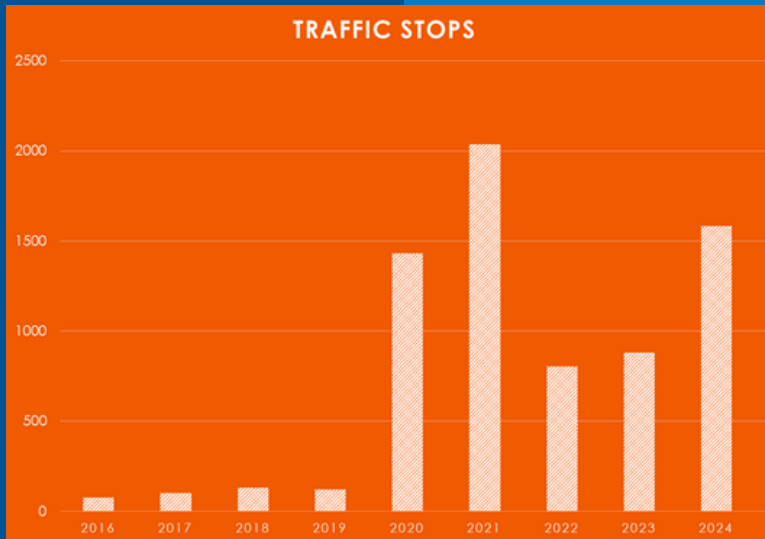
Weapon Incidents- includes incidents where a weapon was reportedly seen or implied

**Call for Service Data – not verified crimes

Property Crimes



**Call for Service Data – not verified crimes



**Call for Service Data – not verified crimes



ARRESTS IN EDGEWOOD

**Total Arrests made within
the city limits of Edgewood**

70

*not all custodial arrests

Some highlighted categories:

DV	23
DUI	13
Other Traffic	12
Narcotics	5
Unlawful Possession of a Firearm	3
Theft/Possession Stolen Property	5



*Edgewood Deputies will also make arrests from time to time just outside the city limits. These often stem from traffic stops and are usually for traffic offenses or criminal warrants. Those arrests are not represented here. Also not represented here are cases where an arrest was not made but probable cause was established, and charges may still be filed pending prosecutorial review.

DEPUTY ACCOMPLISHMENTS



- 76% increase in proactive traffic enforcement
- Decreases in robberies, vehicle thefts, burglaries, and thefts from prior year
- Recovery of stolen mail from approximately 50 plus addresses
- Recovery of stolen or illegally possessed items - 11 unlawfully possessed firearms, 2 stolen LE badges, narcotics, ballistic vests, stolen credit cards, stolen ID's, several vehicles, portable sawmill, mini excavator
- Multiple warrant arrests
- Two proactive package tracking operations to target mail and package theft
- Worked closely with our Code Compliance Officer to address various nuisance properties in the city





TRAFFIC CONCERNS

Washington saw a record number of fatal traffic collisions in 2023. High speeds were one of the top causing factors. In 2024, leadership within the Pierce County Sheriff's Office asked its patrol forces, including contracts and detachments, to increase traffic enforcement efforts.

Through multiple venues, including council meetings, town hall meetings, community engagement events, Community Academy, citizen contacts, and our own observations; we learned speeding and other traffic issues were also of great concern to many Edgewood citizens.

Safety on our streets was made a top priority for the department in 2024.

We utilized several methods to increase enforcement efforts -

- Continuation of Our Dedicated Traffic Deputy
- Traffic Emphasis Events on Multiple Streets
- In-House Visual Tracking System for Deputy Traffic Efforts
- Continuation of our School Zone Camera Program
- Data Collection from Multiple Radar Signs to Determine Areas of Concern
- In Person, Phone, and Email Communications with Citizens to Determine Further Problem Areas
- Targeted Patrols in High Concern Areas
- Involvement in Multiagency Emphasis Patrols
- Rotation of Our Mobile Radar Trailer
- Public Education Through our Community Academy, other Community Events, and Social Media

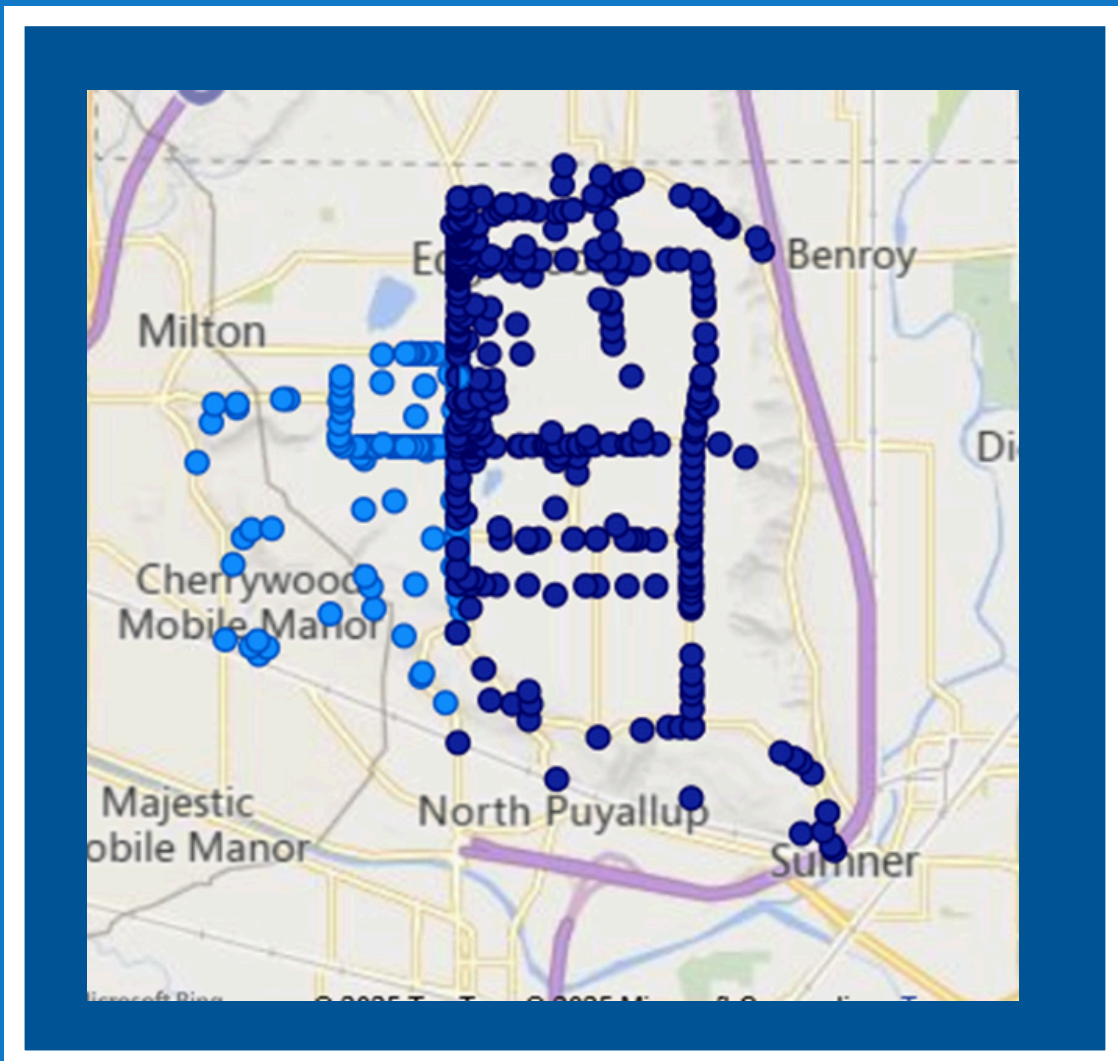
These efforts, and the amazing work of our Deputies, resulted in a 76% increase in traffic enforcement over the prior year.



TRAFFIC STOPS MAP

The dots on this map represent individual traffic stops from 2024. If we were to zoom in, we'd see multiple plot points overlaid in some sections.

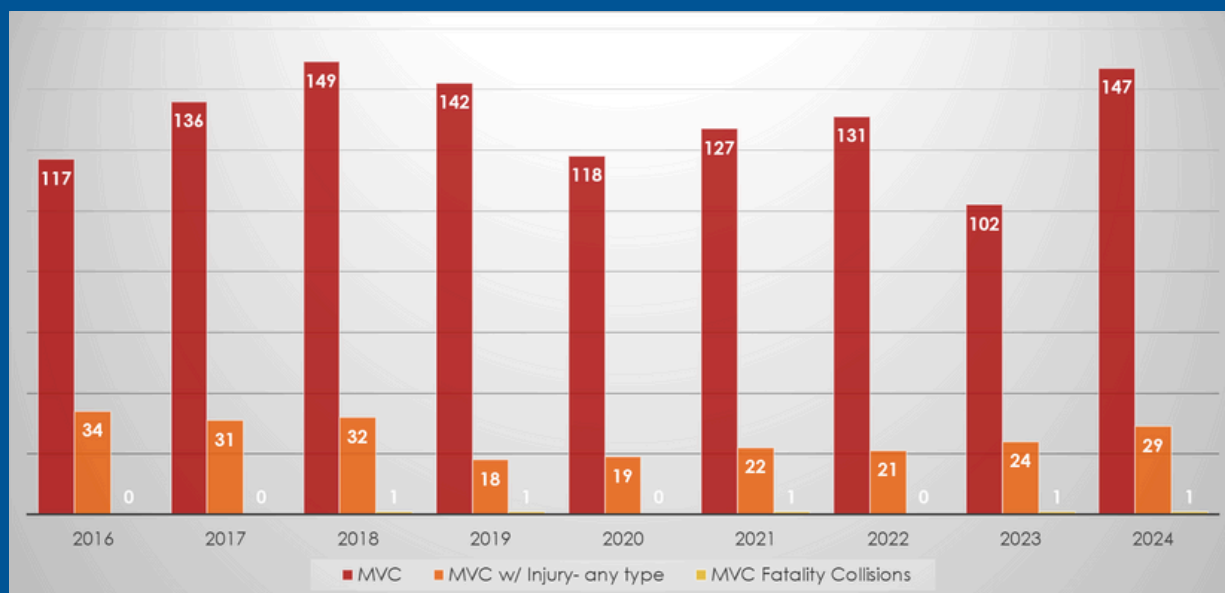
Deputies put a heavy focus on areas where collisions were more common and speeding complaints were more frequent.





REPORTABLE MOTOR VEHICLE COLLISIONS

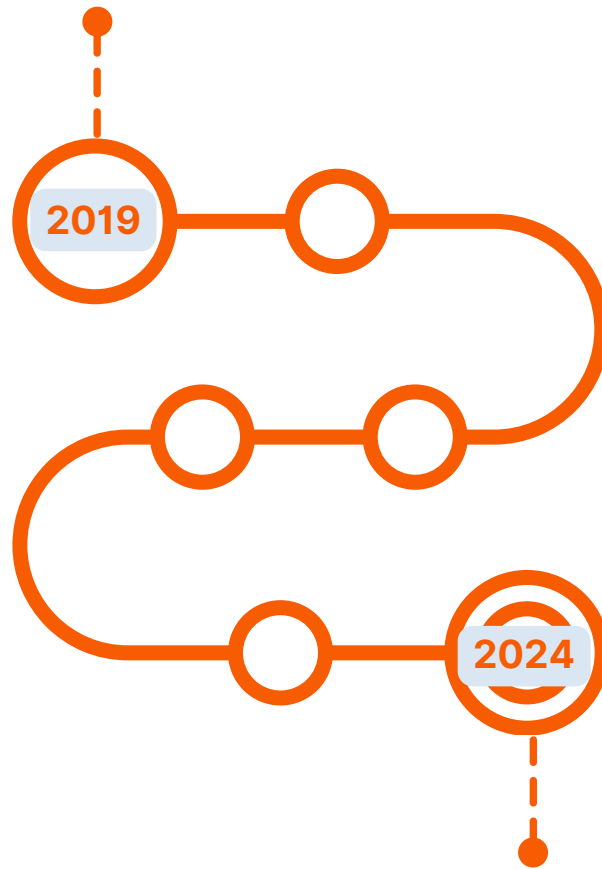
While 2023 was a record year for fatality collisions in Washington, it was a lower than normal year for total collisions overall. Total collisions in Edgewood rose in 2024 while injury collisions rose slightly. With increases in population and traffic flowing through our city, it will be a challenge to reduce total collisions. By continuing to increase enforcement, particularly for infractions such as speed, distracted driving, and DUI, our aim is to change driver behavior in our city. Over time, we believe this will yield a decrease in injury collisions.



*Data in this chart is taken from actual reported collisions.

SCHOOL ZONE CAMERA PROGRAM

Edgewood's School Zone Camera
Program began in
2019.



The next several illustrations will
provide an update on the
program from its beginning
through the end of
2024.

ALL CLIENTS

Updated on 1/16/25



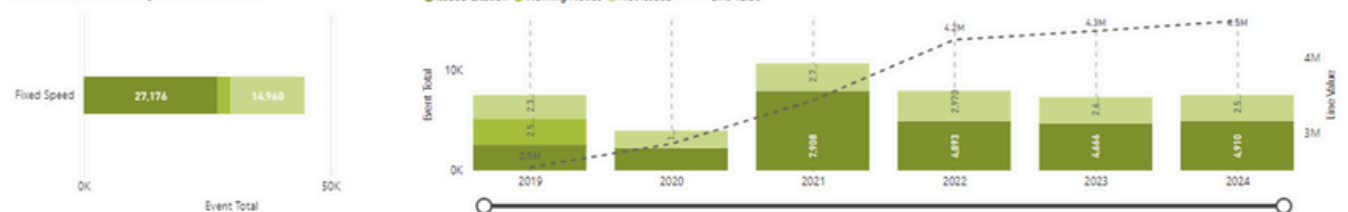
Site Location:
 Enforcement Type:
 Event Status (Bar Values):
 Line Values:
 View by:

December 2024

Awaiting Processing

Last Program Event

● Issued Citation ● Warning Notice ● Not Issued - - - Line Value



While there is much more to look at in determining effectiveness; what we see here is a large drop after the first year of operation with all the current cameras, followed by a leveling off as overall traffic flows through the area continue to rise.

ALL CLIENTS

Updated on 1/15/25



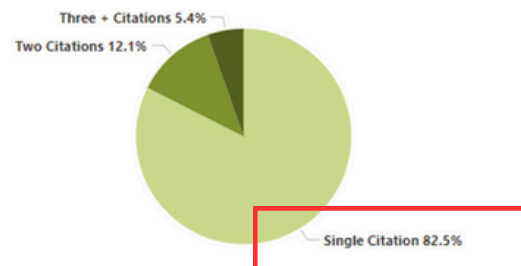
Enforcement Type

1,152

Three + Citations

Plate Number	Plate State	MVD Last Name or Business	Total Citations
	WA		20
	WA		20
	WA		17
	WA		14
	WA		14
	CA		13
	FL		13
	WA		13
	WA		13
	WA		13
	CA		12
	WA		12
	WA		12
	WA		12
	WA		11
	WA		10
	WA		10
	WA		10
	WA		10
	WA		10
	WA		10
	WA		9
	WA		9
	WA		9
	WA		9
	WA		9
	WA		9
Total			27,176

● Single Citation ● Two Citations ● Three + Citations



While we do have several repeat violators, 82.5% of violators have received only one citation. This data point suggests most people learn after the first citation.

VIOLATOR RESIDENCY BY YEAR

ALL CLIENTS

Timeframe

2019

2024

Updated on 1/15/25

Enforcement Type

All

24.5%
Resident Violators

75.5%
Non-Resident Violators

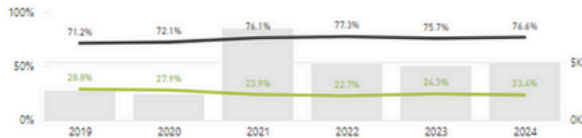
City
Jurisdiction Type

Edgewood
City Name

Pierce
County Name

Resident vs Non-Resident by Year

Issued Citations — Resident % — Non-Resident %



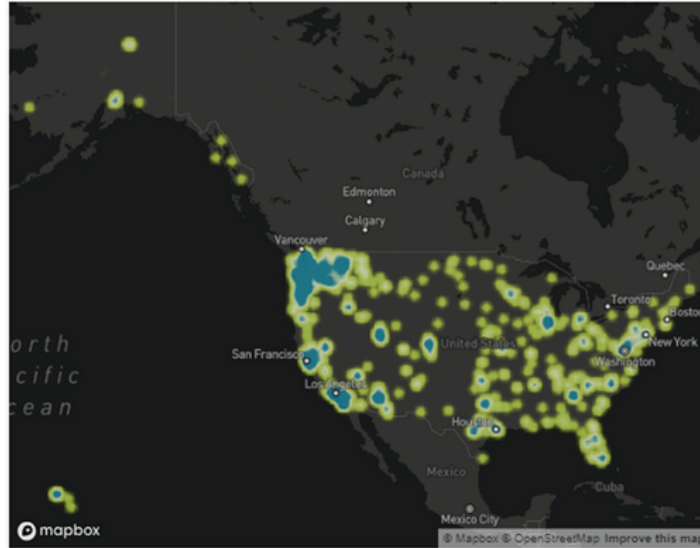
Citations by City

City	State	Citations
EDGEWOOD	WA	6,653
PUYALLUP	WA	2,631
AUBURN	WA	2,172
TACOMA	WA	2,138
MILTON	WA	1,688
FEDERAL WAY	WA	1,150
SUMNER	WA	848
FIFE	WA	769
BONNEY LAKE	WA	616
KENT	WA	575
LAKE TAPPS	WA	379
SEATTLE	WA	378
GRAHAM	WA	323
SPRANAWAY	WA	301
RENTON	WA	270
Total		27,176

Citations by Zip Code

Zip Code	State	Citations
98372	WA	5,690
98371	WA	2,197
98354	WA	1,688
98001	WA	1,330
98391	WA	1,004
98390	WA	840
98424	WA	833
98003	WA	694
98374	WA	678
98092	WA	558
98373	WA	403
98002	WA	386
98023	WA	366
98338	WA	323
98375	WA	319
Total		27,176

Citation Density by Zip Code



VOLUME BY SPEED (MPH)

ALL CLIENTS

Timeframe

1/1/2022

12/31/2024

Updated on 01/13/25

Site Location

All

Enforcement Type

All

Enforcement Group

All

DOW

All

State

All

Summary

Detail

Total

Percent %

Event Volume by Speed Over Posted

Site ID	Location	Enforcement Type	Posted MPH	N/A	1 - 5 MPH	6 - 10 MPH	11 - 15 MPH	16 - 20 MPH	> 21 MPH
EDG001	EB 10660 24TH ST E @ EDMONT JUNIOR HIG...	SPEED	20		43%	35%	15%	6%	1%
EDG002	WB 11099 24TH ST E @ EDMONT JUNIOR HIG...	SPEED	20		39%	42%	14%	4%	1%
EDG003	SB 515 114TH AVE E @ HEDDEN ELEMENTARY S...	SPEED	20		34%	45%	16%	4%	1%
EDG004	EB 11011 8TH ST E @ HEDDEN ELEMENTARY S...	SPEED	20		37%	42%	14%	5%	1%
EDG005	WB 11505 8TH ST E @ HEDDEN ELEMENTARY S...	SPEED	20		21%	42%	28%	7%	1%
EDG006	EB 9701 24TH ST E @ NORTHWOOD ELEMEN...	SPEED	20		36%	44%	15%	4%	1%
EDG007	WB 10050 24TH ST E @ NORTHWOOD ELEMEN...	SPEED	20		41%	42%	13%	3%	1%

Issued Citations by Speed Over Posted

Site ID	Location	Enforcement Type	Posted MPH	N/A	1 - 5 MPH	6 - 10 MPH	11 - 15 MPH	16 - 20 MPH	> 21 MPH
EDG001	EB 10660 24TH ST E @ EDMONT JUNIOR HIG...	SPEED	20		44%	33%	17%	6%	1%
EDG002	WB 11099 24TH ST E @ EDMONT JUNIOR HIG...	SPEED	20		39%	42%	14%	4%	1%
EDG003	SB 515 114TH AVE E @ HEDDEN ELEMENTARY S...	SPEED	20		31%	46%	17%	5%	1%
EDG004	EB 11011 8TH ST E @ HEDDEN ELEMENTARY S...	SPEED	20		38%	43%	14%	4%	1%
EDG005	WB 11505 8TH ST E @ HEDDEN ELEMENTARY S...	SPEED	20		20%	43%	29%	7%	1%
EDG006	EB 9701 24TH ST E @ NORTHWOOD ELEMEN...	SPEED	20		35%	44%	15%	5%	1%
EDG007	WB 10050 24TH ST E @ NORTHWOOD ELEMEN...	SPEED	20		42%	42%	13%	3%	1%

Of note – We are only able to pull two years back for this data point. Zero warnings or citations were issued for 1-3 mph over as the system does not trigger until 4 mph over. This data shows over a three year period 77.4% of citations were in the 4-10 mph over range.



SCHOOL ZONE COLLISIONS

The Edgewood Police Department posts certain Traffic Safety Camera (School Zone Camera) data for each year, per RCW 46.63.170. Included data is the number of notices of infraction issued for each camera and the number of traffic accidents which occurred at each location where automated traffic safety cameras are located. Posted collision data includes all traffic crashes at all times of day/night occurring at each location where an automated traffic safety camera is located. Prior years data can be found on the city's website. Below is the data posted for the year 2024.

Edgemont Jr. High	0
Alice V. Hedden Elementary	1
Northwood Elementary	0

*The collision reported at Hedden Elementary was a minor collision with no injuries. It was reported at around 1830 hours and resulted in an information exchange between involved parties.

INTERNAL AFFAIRS DATA

The Edgewood Police Department utilizes the Pierce County Sheriff's Internal Affairs Unit to track pursuit data, force response data, formal complaints, and commendations.

Pursuits in Edgewood

- Total - 1 – low speed – DUI indicators – ended with a successful PIT maneuver
- Total pursuit assist – 1 – Edgewood Deputy deployed stop sticks to help end a pursuit which had travelled into Edgewood.

Complaints


- Complaints can be received via phone, internet, email, or in person to Edgewood PD, PCSO, or directly to the PCSO Internal Affairs Unit. All formal complaints are handled by the PCSO IA Unit.
- **Formal complaints against Edgewood Deputies in 2024 – 0.**

Commendations

- Commendations regarding Deputies are also processed through the PCSO IA Unit.
- **Commendations received by Edgewood Deputies in 2024 – 10.**

Awards

- In addition to the commendations received, 2 Edgewood Deputies and our Office Assistant received Pierce County Impact Awards in 2024 for some amazing work.





FORCE RESPONSE DATA

Incidents

10 incidents involving some level of physical force

- 8 – Soft Empty Hands (Control Tactics)
- 1- Hard Empty Hands (Strikes)
- 1- Taser Deployment

6 During an arrest ** 2 while assisting other jurisdictions w/ arrest

3 During a mental health involuntary commit

1 During an attempted arrest

Incidents with reported injuries – 0

*The Edgewood Police Department also utilizes the PCSO IA Unit to track Force Response (Use of Force) data.

Gender

Male	6
Female	4

Race

White	6
Black	2
Hispanic	1

Demographic Data for Involved Citizens

Age

Under 17	0
16-17	3
18-24	0
25-40	5
41-60	2
60+	0



COMMUNITY ENGAGEMENT

A cornerstone of the Edgewood Police Department is our incredible relationship with the community. Through numerous events, we sought to grow and strengthen those connections in 2024. We met many amazing Edgewood citizens and time and time again they showed us their support. To this amazing community from all of the Edgewood Police Department –
THANK YOU!

The next several pages are pictures we gathered from some of the events in 2024.

COFFEE WITH A COP



LOCKDOWN DRILLS, STATION TOURS, SCHOOLS AND SUMMER CAMPS




MOUNTAIN VIEW COMMUNITY CENTER



HOLIDAY TRUNK-OR-TREAT & TREE LIGHTING



COMMUNITY ACADEMY



SUMMERTIME - NATIONAL NIGHT OUT, SPECIAL OLYMPICS TORCH RUN, RIDE TO REMEMBER, CITY PICNIC





YEAR IN REVIEW 2024

253.798.4960

police@cityofedgewood.org

2224 104th Ave E, Edgewood, WA 98372